



### Criterion 1 – Curricular Aspects

#### Key Indicator- 1.4 Feedback System

*Institution obtains feedback on the academic performance and ambience of the institution from various stakeholders, such as Students, Teachers, Employers, Alumni etc. and action taken report on the feedback is made available on institutional website*

1.

Feedback on Academic performance(curricular aspects) is collected from various stakeholders particularly students, teachers, alumni and employers in very structured manner. The questionnaire were framed to get input for the qualitative improvement. The questionnaires are framed mainly to assess the students perception of academic performance (curriculum) and teachers participation in the process. The feedback so collected is analyzed very thoroughly questionnaires wise and the inferences are drawn from the bar charts used in the analysis. The analysis report has been made available on website.

2.

Feedback on facilities is collected every year from the students regarding the facilities survey regarding other development aspects. The feedback so collected is analyzed very thoroughly questionnaires wise and the inferences are drawn from bar charts. The analysis report has been made available on the website.

3.

Students feedback on teaching learning process is collected twice in a semester and analyzed for improvement. The analysis report is made available to individual faculty and available on website.


The analysis of the feedback is made available on the website.

**Dr. S. N. Topannavar**  
**IQAC Coordinator**  
Hirasugar Institute of Technology  
Nidasoshi-591236



**PRINCIPAL**  
Hirasugar Institute of Technology  
Nidasoshi-591 236



	S J P N Trust's <b>Hirasugar Institute of Technology, Nidasoshi.</b> <i>Inculcating Values, Promoting Prosperity</i> Approved by AICTE, New Delhi, Permanently Affiliated to VTU, Belagavi Recognized under 2(f) & 12B of UGC Act, 1956 Accredited at 'A' Grade by NAAC & Programmes Accredited by NBA:CSE & ECE		<b>ECE Dept.</b>
			<b>Ambience</b>
			<b>2023-24</b>

## Feedback Analysis Report on Ambience of the Institution for the AY: 2023-24

Excellent (5)	Very Good (4)	Good (3)	Average (2)	Poor (1)
---------------	---------------	----------	-------------	----------


Sl. No.	STATEMENTS	IV SEM (Respondents: 34)						VI SEM (Respondents: 29)						VIII SEM (Respondents: 45)					
		5	4	3	2	1	%	5	4	3	2	1	%	5	4	3	2	1	%
1	The prescribed books/reading materials are available in the Library	28	6	0	0	0	96.4	17	10	2	0	0	90.3	32	8	5	0	0	92.0
2	Reading Room/space available in Library is satisfactory.	27	5	2	0	0	94.7	12	15	2	0	0	86.9	27	9	8	1	0	87.6
3	Internet facilities are available in the Institute.	20	6	5	2	1	84.7	14	9	4	2	0	84.1	30	8	5	1	1	88.9
4	Online educational resources are available and accessible.	18	10	6	0	0	87.0	13	12	4	0	0	86.2	24	11	5	3	2	83.1
5	The Technical Staffs in the department are helpful.	22	11	1	0	0	92.3	19	8	2	0	0	91.7	27	10	7	0	1	87.6
6	Results and attendance records are displayed on time.	27	6	1	0	0	95.2	18	9	2	0	0	91.0	28	14	2	1	0	90.7
7	Toilets/washrooms are hygienic and properly maintained.	24	7	2	1	0	91.7	14	12	2	1	0	86.9	29	11	5	0	0	90.7
8	Clean drinking water is available in the department and in the campus.	29	3	2	0	0	95.8	17	11	1	0	0	91.0	26	14	2	2	1	87.6
9	Grievances/problems are redressed / solved well in time.	18	13	3	0	0	88.8	12	15	2	0	0	86.9	29	7	9	0	0	88.9
10	The functioning of the placement cell in the college/department is satisfactory.	18	8	7	0	1	84.7	16	8	5	0	0	87.5	28	9	5	3	0	87.6
11	Equipment in the labs are in working condition.	21	11	2	0	0	91.1	17	8	3	1	0	88.2	30	7	6	1	1	88.4
12	The Campus is green and eco-friendly.	28	5	1	0	0	95.8	20	8	1	0	0	93.1	25	16	2	2	0	88.4
13	The buildings/classrooms are accessible to differently abled persons.	25	8	1	0	0	94.1	15	11	3	0	0	88.2	32	9	3	1	0	92.0
14	The classrooms are well equipped with relevant teaching aids, clean and well maintained.	23	9	2	0	0	92.3	19	9	1	0	0	92.4	27	12	4	1	1	88.0
15	The campus has adequate power supply.	25	8	1	0	0	94.1	17	11	1	0	0	91.0	31	7	5	1	1	89.3
16	Boys & Girls Hostel Facility available.	24	6	3	1	0	91.1	16	10	3	0	0	88.9	26	12	2	5	0	86.2
17	Sports, canteen and Bank facilities are available in the campus.	28	5	1	0	0	95.8	17	9	3	0	0	89.6	26	9	6	1	3	84.0
Average Percentage		92.15						89.09						88.29					

  
**HOD**  
Electronics & Communication Engg.  
Hirasugar Institute of Technology,

Nidasoshi-591 236, Taq: Hukkeri, Dist: Belagavi, Karnataka, India.

Phone: +91-8333-278887, Fax: 278886, Web: www.hsit.ac.in, E-mail: principal@hsit.ac.in



	<p style="text-align: center;">S J P N Trust's  <b>Hirasugar Institute of Technology, Nidasoshi.</b>  <i>Inculcating Values, Promoting Prosperity</i>          Approved by AICTE, New Delhi, Permanently Affiliated to VTU, Belagavi          Recognized under 2(f) &amp; 12B of UGC Act, 1956          Accredited at 'A' Grade by NAAC &amp; Programmes Accredited by NBA:CSE &amp; ECE</p>	<b>ECE Dept.</b>
		<b>Ambience</b>
		<b>2023-24</b>

### Detailed Analysis of Feedback on Ambience of the institution

Semester	Respondent
IV	34
VI	29
VIII	45
<b>Total no. of Respondants</b>	<b>108</b>

Sl. No.	STATEMENTS	IV+VI+VIII (Total Responses 108)					
		5	4	3	2	1	%
1	The prescribed books/reading materials are available in the Library	77	24	7	0	0	93.0
2	Reading Room/space available in Library is satisfactory.	66	29	12	1	0	89.6
3	Internet facilities are available in the Institute.	64	23	14	5	2	86.3
4	Online educational resources are available and accessible.	55	33	15	3	2	85.2
5	The Technical Staffs in the department are helpful.	68	29	10	0	1	90.2
6	Results and attendance records are displayed on time.	73	29	5	1	0	92.2
7	Toilets/washrooms are hygienic and properly maintained.	67	30	9	2	0	90.0
8	Clean drinking water is available in the department and in the campus.	72	28	5	2	1	91.1
9	Grievances/problems are redressed / solved well in time.	59	35	14	0	0	88.3
10	The functioning of the placement cell in the college/department is satisfactory.	62	25	17	3	1	86.7
11	Equipment in the labs are in working condition.	68	26	11	2	1	89.3
12	The Campus is green and eco-friendly.	73	29	4	2	0	92.0
13	The buildings/classrooms are accessible to differently abled persons.	72	28	7	1	0	91.7
14	The classrooms are well equipped with relevant teaching aids, clean and well maintained.	69	30	7	1	1	90.6
15	The campus has adequate power supply.	73	26	7	1	1	91.3
16	Boys & Girls Hostel Facility available.	66	28	8	6	0	88.5
17	Sports, canteen and Bank facilities are available in the campus.	71	23	10	1	3	89.3
<b>Overall percentage for the academic year 2023-24</b>		<b>89.7%</b>					

  
**HOD**

Electronics & Communication Engg.  
 Hirasugar Institute of Technology,  
 Nidasoshi-591 236





### Feedback on Ambience of the Institution



#### Analysis:

On and average 89.7% of the students have given very good feedback for all 17 parameters. 13.7% students expressed to improve Internet facilities, 14.8% students expressed to improve online educational resources and 13.3% students expressed to improve functioning of the placement cell

#### Action Taken:

The action has been taken to improve the bandwidth of internet facility, availability of online educational resources and effective functioning of the placement cell



  
Electronics & Communication Engg.  
Hirasugar Institute of Technology,  
Nidasoshi-591 236





# Hirasugar Institute of Technology, Nidasoshi.

*Inculcating Values, Promoting Prosperity*

Approved by AICTE, New Delhi, Permanently Affiliated to VTU, Belagavi

Recognized under 2(f) & 12B of UGC Act, 1956

Accredited at 'A' Grade by NAAC & Programmes Accredited by NBA: CSE & FCE

CSE Dept.

Ambience

Analysis

2023-24

## Detailed Analysis of Feedback on Ambience of the Institution

Sl. No.	STATEMENTS	IV						VI						VIII					
		5	4	3	2	1	%	5	4	3	2	1	%	5	4	3	2	1	%
1	The prescribed books/reading materials are available in the Library	440	40	12	2	0	95.92	250	48	6	2	0	92.73	215	40	12	2	1	93.10
2	Reading Room/space available in Library is satisfactory.	385	88	9	2	0	93.98	250	52	3	2	0	93.03	165	76	12	4	1	88.97
3	Internet facilities are available in the Institute.	405	60	15	4	0	93.98	210	56	18	4	1	87.58	155	80	18	0	2	87.93
4	Online educational resources are available and accessible.	380	80	15	4	0	93.01	220	52	18	2	1	88.79	160	72	21	4	0	88.62
5	The Technical Staffs in the department are helpful.	400	72	12	2	0	94.37	270	20	9	2	2	91.82	180	48	21	8	0	88.62
6	Results and attendance records are displayed on time.	380	72	27	0	0	93.01	275	20	9	0	2	92.73	175	64	15	6	0	89.66
7	Toilets/washrooms are hygienic and properly maintained.	440	36	15	0	1	95.53	245	44	12	0	1	91.52	170	68	18	4	0	89.66
8	Clean drinking water is available in the department and in the campus.	415	60	12	0	1	94.76	260	44	3	0	1	93.33	165	64	15	8	1	87.24
9	Grievances/problems are redressed / solved well in time.	430	48	15	0	0	95.73	195	96	0	0	2	88.79	170	60	15	8	1	87.59
10	The functioning of the placement cell in the college/department is satisfactory.	385	76	21	0	0	93.59	195	84	3	4	2	87.27	180	60	15	4	1	89.66
11	Equipment in the labs are in working condition.	415	60	15	0	0	95.15	230	60	9	0	1	90.91	175	52	21	4	2	87.59
12	The Campus is green and eco-friendly.	405	60	18	0	1	93.98	235	56	9	0	1	91.21	170	68	9	8	1	88.28
13	The buildings/classrooms are accessible to differently abled persons.	420	64	9	0	0	95.73	235	56	9	0	1	91.21	165	56	27	4	1	87.24
14	The classrooms are well equipped with relevant teaching aids, clean and well maintained.	415	64	12	0	0	95.34	235	52	12	2	0	91.21	155	76	21	4	0	88.28
15	The campus has adequate power supply.	430	48	15	0	0	95.73	260	36	9	2	0	93.03	175	44	30	4	1	87.59
16	Boys & Girls Hostel Facility available.	420	64	9	0	0	95.73	255	32	9	0	3	90.61	185	60	15	4	0	91.03
17	Sports, canteen and Bank facilities are available in the campus.	425	52	15	0	0	95.53	245	28	12	6	2	88.79	165	68	18	6	0	88.62
Average Percentage		94.77						90.86						88.80					

*Paul* 05/08/24

H.O.D.

Computer Science & Engineering  
HIT, Nidasoshi.



# Hirasugar Institute of Technology, Nidasoshi.

*Inculcating Values, Promoting Prosperity*

Approved by AICTE, New Delhi, Permanently Affiliated to VTU, Belagavi

Recognized under 2(f) & 12B of UGC Act, 1956

Accredited at 'A' Grade by NAAC & Programmes Accredited by NBA, CSE & ECE

CSE Dept.

Ambience

Analysis


2023-24

## Feedback on Ambience of the Institution



*[Signature]*  
**H.O.D.**  
 Computer Science & Engineering  
 HIT, Nidasoshi.






S J P N Trust's  
**Hirasugar Institute of Technology, Nidasoshi**  
 Approved by AICTE, Recognized by Govt. of Karnataka and Affiliated to VTU Belagavi.  
**Accredited at 'A' Grade by NAAC**  
**Programmes Accredited by NBA: CSE, ECE**

**ME Dept.**  
**NBA**  
**Students' Feedback on**  
**Facilities**  
**(AY: 2023-24)**

**Detailed Analyses of Feedback on Facilities by Students (Mechanical Engg. Dept.)**

S.N.	Statement	VIII SEM (Respondents =19)					
		5	4	3	2	1	Avg. (%)
1	The prescribed books/reading materials are available in Library.	14	5	0	0	0	94.74
2	Reading room/ space available in Library is satisfactory.	10	7	1	1	0	87.37
3	Internet facilities are available in the Institute.	8	8	2	0	1	83.16
4	Online educational resources are available and accessible.	6	9	3	0	1	80.00
5	The Technical Staff in the department are helpful.	11	6	2	0	0	89.47
6	Results and attendance records are displayed on time	9	8	1	1	0	86.32
7	Toilet/washrooms are hygienic and properly maintained.	9	6	2	2	0	83.16
8	Clean drinking water is available in the department and in the campus.	10	6	2	0	1	85.26
9	Grievances/ problems are redressed / solved well in time.	10	7	1	0	1	86.32
10	The functioning of the placement cell in the college / department is satisfactory.	6	5	1	3	4	66.32
11	Equipments in the Labs are working condition.	14	2	3	0	0	91.58
12	The campus is green and eco friendly	10	6	3	0	0	87.37
13	The buildings / classrooms are accessible to differently abled persons.	13	5	1	0	0	92.63
14	The classrooms are well equipped with relevant teaching aids, clean and well maintained.	11	6	1	1	0	88.42
15	The campus has adequate power supply.	9	7	1	1	1	83.16
16	Boys & Girls hostel facility available.	9	5	4	0	1	82.11
17	Sports, canteen and Bank facilities are available in the campus.	8	5	2	2	2	75.79
18	Additional comments/ Remarks ( if any)	-	-	-	-	-	-
		Overall Percentage					84.89




	<p style="text-align: center;">S J P N Trust's  <b>Hirasugar Institute of Technology, Nidasoshi.</b>  <i>Inculcating Values, Promoting Prosperity</i>          Approved by AICTE, New Delhi, Permanently Affiliated to VTU, Belagavi          Recognized under 2(f) &amp; 12B of UGC Act, 1956          Accredited at 'A' Grade by NAAC &amp; Programmes Accredited by NBA:CSE &amp; ECE</p>	EEE Dept.
		Ambience
		2023-24

**DEPARTMENT OF ELECTRICAL & ELECTRONICS ENGG.**


**Feedback Analysis Report on Ambience of the Institution for the AY: 2023-24**

Sl. No.	STATEMENTS	IV SEM						VI SEM						VIII SEM					
		5	4	3	2	1	%	5	4	3	2	1	%	5	4	3	2	1	%
1	The prescribed books/reading materials are available in the Library	55	4	1	2	-	96.13	21	5	2	3	-	88.39	10	1	3	3	1	77.78
2	Reading Room/space available in Library is satisfactory.	48	12	1	1	-	94.52	24	5	1	1	-	93.55	8	4	2	4	-	77.78
3	Internet facilities are available in the Institute.	39	17	4	2	-	90.00	19	8	4	-	-	89.68	6	5	4	3	-	75.56
4	Online educational resources are available and accessible.	36	22	4	-	-	90.32	20	7	3	-	1	89.03	9	5	1	3	-	82.22
5	The Technical Staffs in the department are helpful.	48	13	1	-	-	95.16	21	10	-	-	-	93.55	10	3	3	2	-	83.33
6	Results and attendance records are displayed on time.	45	13	2	2	-	92.58	22	7	2	-	-	92.90	8	4	6	-	-	82.22
7	Toilets/washrooms are hygienic and properly maintained.	46	13	2	1	-	93.55	19	9	2	-	1	89.03	11	-	6	1	-	83.33
8	Clean drinking water is available in the department and in the campus.	47	15	-	-	-	95.16	19	10	2	-	-	90.97	8	5	2	2	1	78.89
9	Grievances/problems are redressed / solved well in time.	49	10	2	1	-	94.52	23	5	2	1	-	92.26	10	1	5	2	-	81.11
10	The functioning of the placement cell in the college/department is satisfactory.	40	16	3	2	1	89.68	23	6	2	-	-	93.55	6	2	2	6	2	64.44
11	Equipment in the labs are in working condition.	49	10	3	-	-	94.84	21	6	3	1	-	90.32	7	5	1	4	1	74.44
12	The Campus is green and eco-friendly.	47	11	3	1	-	93.55	25	6	-	-	-	96.13	8	3	5	2	-	78.89
13	The buildings/classrooms are accessible to differently abled persons.	49	11	2	-	-	95.16	23	6	2	-	-	93.55	6	8	1	3	-	78.89
14	The classrooms are well equipped with relevant teaching aids, clean and well maintained.	45	16	1	-	-	94.19	24	5	2	-	-	94.19	10	2	3	2	1	80.00
15	The campus has adequate power supply.	46	13	3	-	-	93.87	25	6	-	-	-	96.13	9	4	3	2	-	82.22
16	Boys & Girls Hostel Facility available.	40	16	5	1	-	90.65	23	5	3	-	-	92.90	7	2	5	4	-	73.33
17	Sports, canteen and Bank facilities are available in the campus.	46	12	3	-	1	92.90	23	6	2	-	-	93.55	7	2	5	3	1	72.22
Average Percentage		93.34%						92.33%						78.04%					



  
**Dr. B. V. Madiggond**  
 Prof. & Head B.E,ME,Ph.D  
 Dept. of Electrical & Electronics Engg  
 HIT NIDASOSHI-591 236



	<p style="text-align: center;">S J P N Trust's  <b>Hirasugar Institute of Technology, Nidasoshi.</b>  <i>Inculcating Values, Promoting Prosperity</i>          Approved by AICTE, New Delhi, Permanently Affiliated to VTU, Belagavi          Recognized under 2(f) &amp; 12B of UGC Act, 1956          Accredited at 'A' Grade by NAAC &amp; Programmes Accredited by NBA:CSE &amp; ECE</p>	EEE Dept.
		Ambience
		2023-24

### DEPARTMENT OF ELECTRICAL & ELECTRONICS ENGG.

#### Detailed Analysis of Feedback on Ambience of the institution

Semester	Respondent
IV	62
VI	31
VIII	18
Toal no. of Respondants	111

Sl. No.	STATEMENTS	IV+VI+VIII Responses(111)					
		5	4	3	2	1	%
1	The prescribed books/reading materials are available in the Library	86	10	6	8	1	90.99
2	Reading Room/space available in Library is satisfactory.	80	21	4	6	-	91.53
3	Internet facilities are available in the Institute.	64	30	12	5	-	87.57
4	Online educational resources are available and accessible.	65	34	8	3	1	88.65
5	The Technical Staffs in the department are helpful.	79	26	4	2	-	92.79
6	Results and attendance records are displayed on time.	75	24	10	2	-	90.99
7	Toilets/washrooms are hygienic and properly maintained.	76	22	10	2	1	90.63
8	Clean drinking water is available in the department and in the campus.	74	30	4	2	1	91.35
9	Grievances/problems are redressed / solved well in time.	82	16	9	4	-	91.71
10	The functioning of the placement cell in the college/department is satisfactory.	69	24	7	8	3	86.67
11	Equipment in the labs are in working condition.	77	21	7	5	1	90.27
12	The Campus is green and eco-friendly.	80	20	8	3	-	91.89
13	The buildings/classrooms are accessible to differently abled persons.	78	25	5	3	-	92.07
14	The classrooms are well equipped with relevant teaching aids, clean and well maintained.	79	23	6	2	1	91.89
15	The campus has adequate power supply.	80	23	6	2	-	92.61
16	Boys & Girls Hostel Facility available.	70	23	13	5	-	88.47
17	Sports, canteen and Bank facilities are available in the campus.	76	20	10	3	2	89.73
Average Percentage							90.58%



  
**Dr. B. V. Madiggond**  
 Prof. & Head BE,ME,Ph.D  
 Dept. of Electrical & Electronics Engg  
 HIT NIDASOSHI-591 236





S J P N Trust's  
**Hirasugar Institute of Technology, Nidasoshi.**  
*Inculcating Values, Promoting Prosperity*  
 Approved by AICTE, New Delhi, Permanently Affiliated to VTU, Belagavi  
 Recognized under 2(f) & 12B of UGC Act, 1956  
 Accredited at 'A' Grade by NAAC & Programmes Accredited by NBA:CSE & ECE

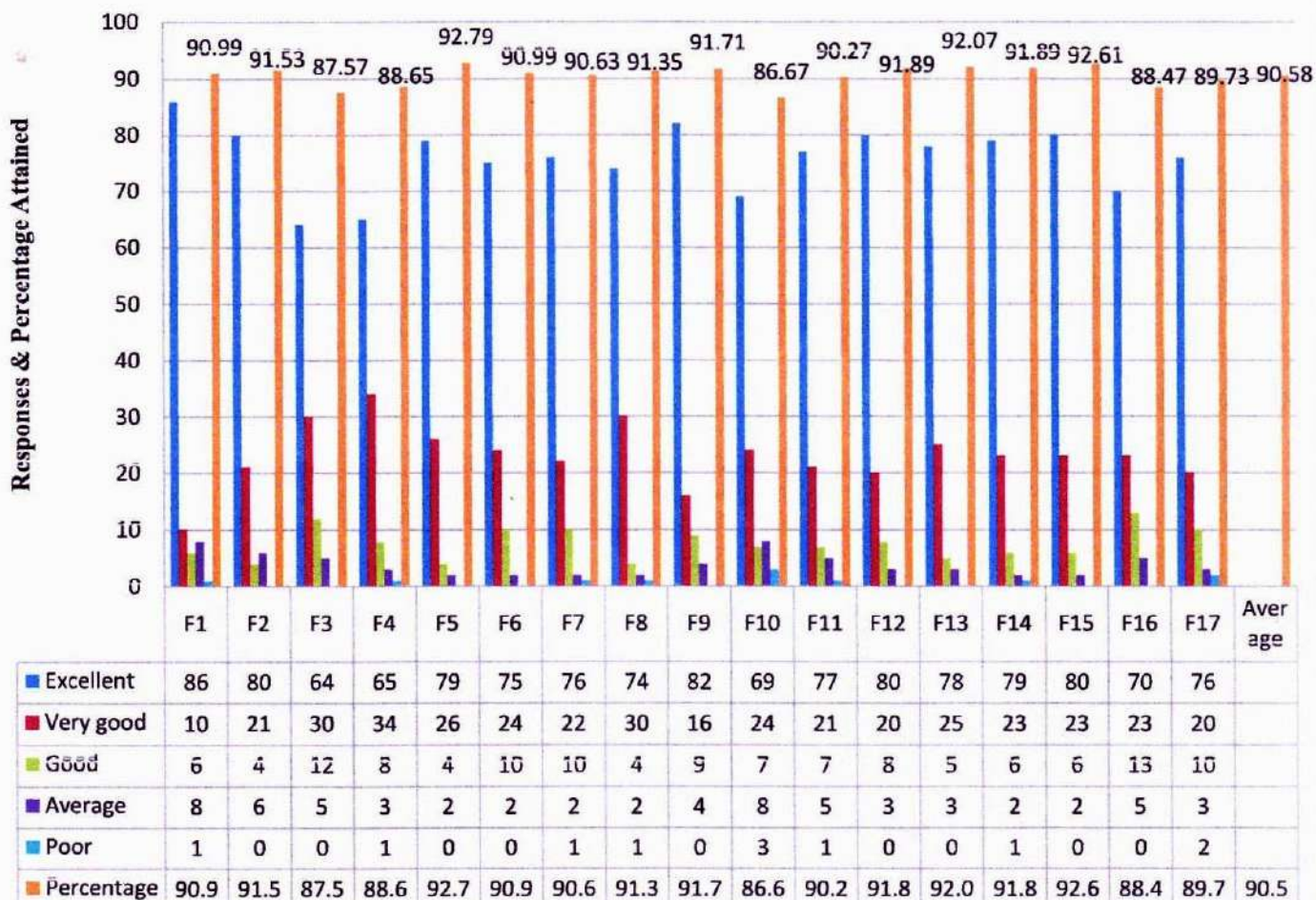
EEE Dept.

Ambience

2023-24

### DEPARTMENT OF ELECTRICAL & ELECTRONICS ENGG.

#### Feedback on facilities by EEE Dept. Second Year, Third Year and Final Year Students



#### Analysis:

86.6% of the students have expressed satisfactory towards functioning of the placement cell and remaining 13.4% of the students have said that it has to be improved.

#### Action taken:

Placement cell is putting lot of efforts for better functioning.



**Dr. B. V. Madiggond**  
 Prof. & Head BE, ME, Ph.D  
 Dept. of Electrical & Electronics Engg  
 HIT NIDASOSHI-591 236